

CLIO CUP FRANCE

SPA EURO RACE 2014

COLLECTIVE TESTS 2

Classification


Nr.	Driver	Nat	Team	Car	Time	Lap	Total	Gap	Avg.Kph
1	64 Eric TREMOULET	FRA	VICTEAM	GL	2:47.610	4	8	-	150.4
2	5 Jean-Philippe LAMIC	FRA	VICTEAM	GL	2:48.167	4	8	+0.557	149.9
3	4 Xavier FOUINEAU	FRA	MILAN COMPÉTITION	GL	2:48.199	9	11	+0.589	149.9
4	7 Nicolas MILAN	FRA	MILAN COMPÉTITION	GL	2:48.379	3	11	+0.769	149.7
5	95 Olivier JOUFFRET	FRA	VICTEAM	R	2:48.450	6	7	+0.840	149.7
6	3 Benoît CASTAGNE	FRA	RAIWOIT MONDOLO RACING	GL	2:48.923	4	10	+1.313	149.3
7	25 Jean-Philippe LIGIER	FRA	VICTEAM	R	2:49.096	7	10	+1.486	149.1
8	41 Peter SCHARMACH	NZL	TEAM SESTERHEIN	GL	2:49.540	3	9	+1.930	148.7
9	69 Jérémy CURTY	FRA	CARMINE	R	2:49.741	5	10	+2.131	148.5
10	8 Sami LUKA	BEL	MILAN COMPÉTITION	GL	2:49.849	6	11	+2.239	148.5
11	99 Jean-Laurent NAVARRO	FRA	MOTORSPORT DÉVELOPPEMENT	R	2:50.091	6	10	+2.481	148.2
12	23 Denis GIBAUD	FRA	MILAN COMPETITION	GTL	2:50.235	10	10	+2.625	148.1
13	14 Julien NEVEU	FRA	AUTOSPORT GP	GL	2:50.261	3	10	+2.651	148.1
14	34 Clément MATEU	FRA	MOTORSPORT DÉVELOPPEMENT	R	2:50.832	10	10	+3.222	147.6
15	9 Antoine BOULAY	FRA	AUTOSPORT GP	GTL	2:50.913	5	10	+3.303	147.5
16	33 Denis BERNARDI	FRA	SPORTECH RACING	R	2:50.960	4	10	+3.350	147.5
17	1 Pascal ARELLANO	FRA	T2CM	R	2:51.209	3	10	+3.599	147.3
18	6 Jacques FABREGAT	FRA	MILAN COMPÉTITION	GTL	2:51.530	10	11	+3.920	147.0
19	65 Patrick PERRIN	FRA	CARMINE	GTL	2:52.478	4	8	+4.868	146.2
20	44 Veenuh SHUNKER	FRA	CVS AUTO BY T2CM	R	2:53.225	9	10	+5.615	145.6
21	12 Emmanuel RAFFIN	FRA	AUTOSPORT GP	GTL	2:54.632	3	9	+7.022	144.4
22	21 Franck TRAYNARD	FRA	AUTOSPORT GP	GTL	2:57.364	6	9	+9.754	142.2

Fastest Lap	Lap 4	Eric TREMOULET	2:47.610	150.4 Kph
--------------------	-------	----------------	-----------------	-----------

Published at:

Track Status: **DRY**

Race Director:	Timekeeper:
-----------------------	--------------------



CLIO CUP FRANCE
SPA EURO RACE 2014
COLLECTIVE TESTS 2


Classification by Class

Nr.	Driver	Nat	Team	Car	Time	Lap	Total	Gap	Kph
GL									
1	64 Eric TREMOULET	FRA	VICTEAM		2:47.610	4	8		150.4
2	5 Jean-Philippe LAMIC	FRA	VICTEAM		2:48.167	4	8	+0.557	+0.557 149.9
3	4 Xavier FOUINEAU	FRA	MILAN COMPÉTITION		2:48.199	9	11	+0.589	+0.032 149.9
4	7 Nicolas MILAN	FRA	MILAN COMPÉTITION		2:48.379	3	11	+0.769	+0.180 149.7
5	3 Benoit CASTAGNE	FRA	RAIWOIT MONDOLO RACING		2:48.923	4	10	+1.313	+0.544 149.3
6	41 Peter SCHARWACH	NZL	TEAM SESTERHEIN		2:49.540	3	9	+1.930	+0.617 148.7
7	8 Sami LUKA	BEL	MILAN COMPÉTITION		2:49.849	6	11	+2.239	+0.309 148.5
8	14 Julien NEVEU	FRA	AUTOSPORT GP		2:50.261	3	10	+2.651	+0.412 148.1
CTL									
1	23 Denis GIBAUD	FRA	MILAN COMPETITION		2:50.235	10	10		148.1
2	9 Antoine BOULAY	FRA	AUTOSPORT GP		2:50.913	5	10	+0.678	+0.678 147.5
3	6 Jacques FABREGAT	FRA	MILAN COMPÉTITION		2:51.530	10	11	+1.295	+0.617 147.0
4	65 Patrick PERRIN	FRA	CARMINE		2:52.478	4	8	+2.243	+0.948 146.2
5	12 Emmanuel RAFFIN	FRA	AUTOSPORT GP		2:54.632	3	9	+4.397	+2.154 144.4
6	21 Franck TRAYNARD	FRA	AUTOSPORT GP		2:57.364	6	9	+7.129	+2.732 142.2
R									
1	95 Olivier JOUFFRET	FRA	VICTEAM		2:48.450	6	7		149.7
2	25 Jean-Philippe LIGIER	FRA	VICTEAM		2:49.096	7	10	+0.646	+0.646 149.1
3	69 Jérémy CURTY	FRA	CARMINE		2:49.741	5	10	+1.291	+0.645 148.5
4	99 Jean-Laurent NAVARRO	FRA	MOTORSPORT DÉVELOPPEMENT		2:50.091	6	10	+1.641	+0.350 148.2
5	34 Clément MATEU	FRA	MOTORSPORT DÉVELOPPEMENT		2:50.832	10	10	+2.382	+0.741 147.6
6	33 Denis BERNARDI	FRA	SPORTECH RACING		2:50.960	4	10	+2.510	+0.128 147.5
7	1 Pascal ARELLANO	FRA	T2CM		2:51.209	3	10	+2.759	+0.249 147.3
8	44 Veenesh SHUNKER	FRA	CVS AUTO BY T2CM		2:53.225	9	10	+4.775	+2.016 145.6

Published at:

Track Status: **DRY**

Stewards:	Timekeeper:
-----------	-------------




SPA EURO RACE 2014
CLIO CUP FRANCE
COLLECTIVE TESTS

Classification

Nr	Driver	Nat	Team		Session 1		Session 2		Time	Gap
					Time	Lap	Time	Lap		
1	64 Eric TREMOULET	FRA	VICTEAM	GL	2:48.894	9	2:47.610	4	2:47.610	
2	7 Nicolas MILAN	FRA	MILAN COMPÉTITION	GL	2:48.113	7	2:48.379	3	2:48.113	+0.503
3	5 Jean-Philippe LAMIC	FRA	VICTEAM	GL	2:50.664	4	2:48.167	4	2:48.167	+0.557
4	4 Xavier FOUINEAU	FRA	MILAN COMPÉTITION	GL	2:49.783	5	2:48.199	9	2:48.199	+0.589
5	95 Olivier JOUFFRET	FRA	VICTEAM	R	2:50.593	8	2:48.450	6	2:48.450	+0.840
6	3 Benoît CASTAGNE	FRA	RAIWOIT MONDOLO RACING	GL	2:49.079	8	2:48.923	4	2:48.923	+1.313
7	25 Jean-Philippe LIGIER	FRA	VICTEAM	R	2:51.358	4	2:49.096	7	2:49.096	+1.486
8	41 Peter SCHARMACH	NZL	TEAM SESTERHEIN	GL	2:50.917	10	2:49.540	3	2:49.540	+1.930
9	69 Jérémy CURTY	FRA	CARMINE	R	2:52.110	6	2:49.741	5	2:49.741	+2.131
10	8 Sami LUKA	BEL	MILAN COMPÉTITION	GL	2:55.051	2	2:49.849	6	2:49.849	+2.239
11	34 Clement MATEU	FRA	MOTORSPORT DÉVELOPPEMENT	R	2:50.003	5	2:50.832	10	2:50.003	+2.393
12	99 Jean-Laurent NAVARRO	FRA	MOTORSPORT DÉVELOPPEMENT	R	2:53.999	4	2:50.091	6	2:50.091	+2.481
13	23 Denis GIBAUD	FRA	MILAN COMPÉTITION	GTL	2:52.030	5	2:50.235	10	2:50.235	+2.625
14	14 Julien NEVEU	FRA	AUTOSPORT GP	GL	2:50.862	9	2:50.261	3	2:50.261	+2.651
15	9 Antoine BOULAY	FRA	AUTOSPORT GP	GTL	2:50.936	7	2:50.913	5	2:50.913	+3.303
16	33 Denis BERNARDI	FRA	SPORTECH RACING	R	2:52.559	8	2:50.960	4	2:50.960	+3.350
17	1 Pascal ARELLANO	FRA	T2CM	R	2:52.485	10	2:51.209	3	2:51.209	+3.599
18	6 Jacques FABREGAT	FRA	MILAN COMPÉTITION	GTL	2:54.222	9	2:51.530	10	2:51.530	+3.920
19	65 Patrick PERRIN	FRA	CARMINE	GTL	2:57.499	6	2:52.478	4	2:52.478	+4.868
20	44 Veenesh SHUNKER	FRA	CVS AUTO BY T2CM	R	2:55.989	8	2:53.225	9	2:53.225	+5.615
21	12 Emmanuel RAFFIN	FRA	AUTOSPORT GP	GTL	2:54.779	9	2:54.632	3	2:54.632	+7.022
22	21 Franck TRAYNARD	FRA	AUTOSPORT GP	GTL	3:03.349	10	2:57.364	6	2:57.364	+9.754

Published at:


Stewards:	Timekeeper:
------------------	--------------------



CLIO CUP FRANCE
SPA EURO RACE 2014
COLLECTIVE TESTS 2

Best Sector Times


SECTOR 1			SECTOR 2			SECTOR 3			Pos	Driver	Ideal Lap	Best Lap
Pos	Driver	Time	Driver	Time	Driver	Time						
1	64 E.TREMOULET	48.377	64 E.TREMOULET	1:15.540	64 E.TREMOULET	42.970	1	64 E.TREMOULET	2'46.887	2:47.610	(1)	
2	7 N.MILAN	48.497	4 X.FOUINEAU	1:15.616	69 J.CURTY	43.158	2	4 X.FOUINEAU	2'47.684	2:48.199	(3)	
3	4 X.FOUINEAU	48.567	95 O.JOUFFRET	1:15.866	5 J.LAMIC	43.172	3	95 O.JOUFFRET	2'47.722	2:48.450	(5)	
4	5 J.LAMIC	48.585	7 N.MILAN	1:16.005	95 O.JOUFFRET	43.187	4	5 J.LAMIC	2'47.845	2:48.167	(2)	
5	95 O.JOUFFRET	48.669	5 J.LAMIC	1:16.088	25 J.LIGIER	43.264	5	7 N.MILAN	2'47.908	2:48.379	(4)	
6	3 B.CASTAGNE	48.756	3 B.CASTAGNE	1:16.285	14 J.NEVEU	43.390	6	25 J.LIGIER	2'48.554	2:49.096	(7)	
7	8 S.LUKA	48.761	25 J.LIGIER	1:16.407	7 N.MILAN	43.406	7	3 B.CASTAGNE	2'48.598	2:48.923	(6)	
8	25 J.LIGIER	48.883	34 C.MATEU	1:16.428	4 X.FOUINEAU	43.501	8	8 S.LUKA	2'49.338	2:49.849	(10)	
9	41 P.SCHARMACH	49.043	99 J.NAVARRO	1:16.474	3 B.CASTAGNE	43.557	9	41 P.SCHARMACH	2'49.443	2:49.540	(8)	
10	14 J.NEVEU	49.361	69 J.CURTY	1:16.475	41 P.SCHARMACH	43.558	10	14 J.NEVEU	2'49.465	2:50.261	(13)	
11	34 C.MATEU	49.438	1 P.ARELLANO	1:16.652	33 D.BERNARDI	43.606	11	69 J.CURTY	2'49.670	2:49.741	(9)	
12	33 D.BERNARDI	49.481	23 D.GIBAUD	1:16.677	23 D.GIBAUD	43.647	12	34 C.MATEU	2'49.687	2:50.832	(14)	
13	99 J.NAVARRO	49.493	14 J.NEVEU	1:16.714	8 S.LUKA	43.720	13	99 J.NAVARRO	2'49.787	2:50.091	(11)	
14	9 A.BOULAY	49.577	41 P.SCHARMACH	1:16.842	1 P.ARELLANO	43.753	14	33 D.BERNARDI	2'50.059	2:50.960	(16)	
15	6 J.FABREGAT	49.590	8 S.LUKA	1:16.857	9 A.BOULAY	43.787	15	1 P.ARELLANO	2'50.102	2:51.209	(17)	
16	1 P.ARELLANO	49.697	33 D.BERNARDI	1:16.972	99 J.NAVARRO	43.820	16	23 D.GIBAUD	2'50.166	2:50.235	(12)	
17	23 D.GIBAUD	49.842	6 J.FABREGAT	1:17.242	34 C.MATEU	43.821	17	9 A.BOULAY	2'50.692	2:50.913	(15)	
18	65 P.PERRIN	49.997	9 A.BOULAY	1:17.328	6 J.FABREGAT	44.147	18	6 J.FABREGAT	2'50.979	2:51.530	(18)	
19	69 J.CURTY	50.037	44 V.SHUNKER	1:17.419	65 P.PERRIN	44.385	19	65 P.PERRIN	2'52.058	2:52.478	(19)	
20	44 V.SHUNKER	50.572	65 P.PERRIN	1:17.676	44 V.SHUNKER	44.425	20	44 V.SHUNKER	2'52.416	2:53.225	(20)	
21	12 E.RAFFIN	50.949	12 E.RAFFIN	1:18.737	12 E.RAFFIN	44.752	21	12 E.RAFFIN	2'54.438	2:54.632	(21)	
22	21 F.TRAYNARD	51.295	21 F.TRAYNARD	1:20.055	21 F.TRAYNARD	45.574	22	21 F.TRAYNARD	2'56.924	2:57.364	(22)	



CLIO CUP FRANCE
SPA EURO RACE 2014
COLLECTIVE TESTS 2

Fastest Lap Sequence


Practice Time	Driver	Team	Car	Class	Time	Kph	Lap
6:03.954	4 Xavier FOUINEAU	MILAN COMPÉTITION		GL	2:49.873	148.4	2
7:20.104	64 Eric TREMOULET	VICTEAM		GL	2:48.881	149.3	2
8:59.477	7 Nicolas MILAN	MILAN COMPÉTITION		GL	2:48.379	149.7	3
12:57.198	64 Eric TREMOULET	VICTEAM		GL	2:47.610	150.4	4



CLIO CUP FRANCE SPA EURO RACE 2014 COLLECTIVE TESTS 2

Analysis

Lap	Time	Sector 1	Sector 2	Sector 3	Kph	Elapsed	Lap	Time	Sector 1	Sector 2	Sector 3	Kph	Elapsed
1 Pascal ARELLANO FRA T2CM							<div style="display: flex; justify-content: space-between; font-size: small;"> ■ Personal Best ■ Session Best B Crossing the finish line in pit lane </div>						
1	3:32.277	1:22.044	1:22.790	47.443	118.8	3:32.277	3	2:52.850	50.427	1:17.459	44.964	145.9	9:27.805
2	2:52.093	51.114	1:17.057	43.922	146.5	6:24.370	4	2:52.802	50.897	1:17.571	44.334	145.9	12:20.607
3	2:51.209	50.804	1:16.652	43.753	147.3	9:15.579	5	2:54.162	50.451	1:18.522	45.189	144.8	15:14.769
4	2:51.776	50.044	1:17.316	44.416	146.8	12:07.355	6	2:53.080	50.393	1:17.682	45.005	145.7	18:07.849
5	2:51.382	50.220	1:17.102	44.060	147.1	14:58.737	7	2:53.162	50.336	1:18.679	44.147	145.6	21:01.011
6	2:54.351	49.867	1:18.390	46.094	144.6	17:53.088	8	2:52.407	50.735	1:17.242	44.430	146.2	23:53.418
7	2:52.000	50.071	1:17.681	44.248	146.6	20:45.088	9	2:54.778	49.590	1:19.995	45.193	144.3	26:48.196
8	3:13.147 B	51.026	1:21.982	1:00.139	130.5	23:58.235	10	2:51.530	49.745	1:17.546	44.239	147.0	29:39.726
9	4:25.381	1:49.707	1:36.065	59.609	95.0	28:23.616	11	2:52.105	49.804	1:17.655	44.646	146.5	32:31.831
10	2:51.553	49.697	1:17.817	44.039	147.0	31:15.169							
3 Benoit CASTAGNE FRA RAIWOIT MONDOLO RACING							7 Nicolas MILAN FRA MILAN COMPÉTITION						
1	3:31.555	1:21.574	1:22.244	47.737	119.2	3:31.555	1	3:20.568	1:08.197	1:27.277	45.094	125.7	3:20.568
2	2:50.965	50.471	1:16.670	43.824	147.5	6:22.520	2	2:50.530	50.096	1:16.499	43.935	147.9	6:11.098
3	2:49.054	49.031	1:16.355	43.668	149.1	9:11.574	3	2:48.379	48.851	1:16.040	43.488	149.7	8:59.477
4	2:48.923	49.081	1:16.285	43.557	149.3	12:00.497	4	2:48.633	49.054	1:16.005	43.574	149.5	11:48.110
5	3:06.084 B	49.624	1:20.778	55.682	135.5	15:06.581	5	2:51.682	51.044	1:16.616	44.022	146.9	14:39.792
6	5:14.347	2:51.136	1:37.910	45.301	80.2	20:20.928	6	2:51.435	50.154	1:17.146	44.135	147.1	17:31.227
7	2:52.119	48.837	1:19.167	44.115	146.5	23:13.047	7	2:48.724	48.708	1:16.610	43.406	149.4	20:19.951
8	2:48.930	48.756	1:16.396	43.778	149.3	26:01.977	8	2:48.637	48.940	1:16.173	43.524	149.5	23:08.588
9	3:03.309 B	49.025	1:17.449	56.835	137.5	29:05.286	9	2:49.538	48.833	1:16.996	43.709	148.7	25:58.126
10	3:28.240	1:27.375	1:16.900	43.965	121.1	32:33.526	10	2:49.910	49.697	1:16.472	43.741	148.4	28:48.036
							11	2:48.449	48.497	1:16.181	43.771	149.7	31:36.485
4 Xavier FOUINEAU FRA MILAN COMPÉTITION							8 Sami LUKA BEL MILAN COMPÉTITION						
1	3:14.081	1:04.680	1:23.920	45.481	129.9	3:14.081	1	3:12.004	57.118	1:28.906	45.980	131.3	3:12.004
2	2:49.873	49.882	1:16.341	43.650	148.4	6:03.954	2	2:54.118	50.807	1:18.995	44.316	144.8	6:06.122
3	2:50.048	50.396	1:16.094	43.558	148.3	8:54.002	3	2:53.032	50.525	1:18.149	44.358	145.7	8:59.154
4	2:48.806	49.600	1:15.616	43.590	149.4	11:42.808	4	2:51.019	50.086	1:17.201	43.732	147.4	11:50.173
5	2:48.939	49.446	1:15.719	43.774	149.3	14:31.747	5	2:50.535	49.462	1:17.054	44.019	147.9	14:40.708
6	3:00.347	49.135	1:22.664	48.548	139.8	17:32.094	6	2:49.849	48.995	1:16.857	43.997	148.5	17:30.557
7	2:49.374	48.567	1:17.301	43.506	148.9	20:21.468	7	2:51.686	49.590	1:18.376	43.720	146.9	20:22.243
8	2:49.122	48.575	1:17.008	43.539	149.1	23:10.590	8	2:50.081	48.761	1:17.309	44.011	148.2	23:12.324
9	2:48.199	48.855	1:15.843	43.501	149.9	25:58.789	9	2:50.370	48.804	1:17.625	43.941	148.0	26:02.694
10	2:48.587	48.798	1:16.054	43.735	149.6	28:47.376	10	2:51.261	48.943	1:17.686	44.632	147.2	28:53.955
11	2:50.050	49.386	1:16.979	43.685	148.3	31:37.426	11	3:00.742 B	49.148	1:17.294	54.300	139.5	31:54.697
5 Jean-Philippe LAMIC FRA VICTEAM							9 Antoine BOULAY FRA AUTOSPORT GP						
1	4:24.912	1:53.703	1:38.055	53.154	95.2	4:24.912	1	4:36.879	2:17.102	1:30.808	48.969	91.1	4:36.879
2	2:53.427	50.236	1:17.952	45.239	145.4	7:18.339	2	2:54.259	51.038	1:18.452	44.769	144.7	7:31.138
3	2:52.403	52.041	1:17.130	43.232	146.3	10:10.742	3	2:51.686	50.355	1:17.328	44.003	146.9	10:22.824
4	2:48.167	48.907	1:16.088	43.172	149.9	12:58.909	4	2:52.814	51.546	1:17.460	43.808	145.9	13:15.638
5	2:48.534	48.585	1:16.354	43.595	149.6	15:47.443	5	2:50.913	49.767	1:17.359	43.787	147.5	16:06.551
6	2:49.364	49.246	1:16.738	43.380	148.9	18:36.807	6	2:55.212	49.844	1:19.214	46.154	143.9	19:01.763
7	2:59.746	56.890	1:18.945	43.911	140.3	21:36.553	7	2:58.222 B	49.577	1:17.704	50.941	141.5	21:59.985
8	3:18.123 B	49.189	1:16.757	1:12.177	127.3	24:54.676	8	3:29.219	1:26.584	1:18.403	44.232	120.5	25:29.204
							9	2:53.730	49.903	1:17.981	45.846	145.1	28:22.934
							10	2:53.641	50.644	1:19.119	43.878	145.2	31:16.575
6 Jacques FABREGAT FRA MILAN COMPÉTITION							12 Emmanuel RAFFIN FRA AUTOSPORT GP						
1	3:35.399	1:06.733	1:35.649	53.017	117.1	3:35.399	1	4:36.555	2:07.196	1:36.310	53.049	91.2	4:36.555
2	2:59.556	55.929	1:18.834	44.793	140.4	6:34.955	2	2:57.696	52.973	1:19.849	44.874	141.9	7:34.251
							3	2:54.632	51.142	1:18.737	44.753	144.4	10:28.883




CLIO CUP FRANCE SPA EURO RACE 2014 COLLECTIVE TESTS 2

Analysis

■ Personal Best
 ■ Session Best
 ■ Crossing the finish line in pit lane

Lap	Time	Sector 1	Sector 2	Sector 3	Kph	Elapsed	Lap	Time	Sector 1	Sector 2	Sector 3	Kph	Elapsed
14 Julien NEVEU FRA AUTOSPORT GP													
1	4:36.075	2:15.632	1:31.259	49.184	91.3	4:36.075							
2	2:56.574	52.282	1:20.199	44.093	142.8	7:32.649							
3	2:50.261	49.965	1:16.906	43.390	148.1	10:22.910							
4	2:51.820	51.036	1:17.014	43.770	146.7	13:14.730							
5	2:50.300	49.705	1:16.714	43.881	148.1	16:05.030							
6	2:50.312	49.388	1:16.733	44.191	148.0	18:55.342							
7	2:50.474	49.449	1:17.048	43.977	147.9	21:45.816							
8	2:50.491	49.420	1:16.952	44.119	147.9	24:36.307							
9	3:12.110 B	49.361	1:18.826	1:03.923	131.2	27:48.417							
10	3:51.594	1:50.413	1:17.371	43.810	108.9	31:40.011							
21 Franck TRAYNARD FRA AUTOSPORT GP													
1	4:10.588	1:36.455	1:41.990	52.143	100.6	4:10.588							
2	3:06.091	53.628	1:24.272	48.191	135.5	7:16.679							
3	3:05.072	54.066	1:22.406	48.600	136.2	10:21.751							
4	3:00.691	52.888	1:21.219	46.584	139.5	13:22.442							
5	3:01.298	54.475	1:21.249	45.574	139.1	16:23.740							
6	2:57.364	51.295	1:20.055	46.014	142.2	19:21.104							
7	3:08.722	51.568	1:23.048	54.106	133.6	22:29.826							
8	5:03.774	2:49.312	1:24.193	50.269	83.0	27:33.600							
9	3:30.380 B	56.865	1:24.881	1:08.634	119.9	31:03.980							
23 Denis GIBAUD FRA MILAN COMPETITION													
1	3:17.757	50.500	1:37.815	49.442	127.5	3:17.757							
2	2:56.634	53.168	1:19.123	44.343	142.7	6:14.391							
3	2:51.808	50.831	1:16.909	44.068	146.8	9:06.199							
4	2:51.262	50.417	1:16.985	43.860	147.2	11:57.461							
5	2:50.468	49.873	1:16.677	43.918	147.9	14:47.929							
6	3:20.584 B	53.692	1:24.926	1:01.966	125.7	18:08.513							
7	4:41.072	2:37.145	1:17.984	45.943	89.7	22:49.585							
8	2:53.883	50.946	1:17.437	45.500	145.0	25:43.468							
9	2:51.132	50.661	1:16.749	43.722	147.3	28:34.600							
10	2:50.235	49.842	1:16.746	43.647	148.1	31:24.835							
33 Denis BERNARDI FRA SPORTECH RACING													
1	3:29.297	1:11.939	1:28.417	48.941	120.5	3:29.297							
2	3:02.582	53.515	1:20.405	48.662	138.1	6:31.879							
3	2:53.453	51.860	1:17.987	43.606	145.4	9:25.332							
4	2:50.960	50.075	1:16.972	43.913	147.5	12:16.292							
5	2:51.350	50.016	1:17.219	44.115	147.1	15:07.642							
6	2:52.455	49.988	1:17.244	45.223	146.2	18:00.097							
7	2:50.962	49.889	1:17.226	43.847	147.5	20:51.059							
8	3:02.364 B	49.932	1:18.554	53.878	138.3	23:53.423							
9	3:41.947	1:39.298	1:18.386	44.263	113.6	27:35.370							
10	2:51.665	49.481	1:18.014	44.170	146.9	30:27.035							
34 Clement MATEU FRA MOTORSPORT DEVELOPPEMENT													
1	4:09.115	1:35.773	1:41.586	51.756	101.2	4:09.115							
2	2:55.968	52.826	1:18.358	44.784	143.3	7:05.083							
3	2:50.941	50.692	1:16.428	43.821	147.5	9:56.024							
4	2:50.906	50.015	1:17.029	43.862	147.5	12:46.930							
5	2:51.302	49.719	1:17.661	43.922	147.2	15:38.232							
6	3:03.232	54.190	1:24.278	44.764	137.6	18:41.464							
7	2:58.837 B	50.216	1:17.336	51.285	141.0	21:40.301							
8	5:03.447	3:02.098	1:17.352	43.997	83.1	26:43.748							
9	2:52.775	49.611	1:18.849	44.315	145.9	29:36.523							
10	2:50.832	49.438	1:17.382	44.012	147.6	32:27.355							
41 Peter SCHARMACH NZL TEAM SESTERHEIN													
1	4:50.072	2:00.612	1:40.601	1:08.859	86.9	4:50.072							
2	2:50.791	49.837	1:16.842	44.112	147.6	7:40.863							
3	2:49.540	49.043	1:16.939	43.558	148.7	10:30.403							
4	2:50.080	49.412	1:16.965	43.703	148.2	13:20.483							
5	4:56.029 B	1:37.968	1:37.991	1:40.070	85.2	18:16.512							
6	5:41.051	3:29.743	1:25.547	45.761	73.9	23:57.563							
7	2:50.217	49.198	1:16.862	44.157	148.1	26:47.780							
8	2:50.360	49.246	1:17.345	43.769	148.0	29:38.140							
9	2:51.128	49.524	1:17.154	44.450	147.3	32:29.268							
44 Veenesh SHUNKER FRA CVS AUTO BY T2CM													
1	3:25.423	1:08.981	1:29.804	46.638	122.7	3:25.423							
2	2:54.820	51.944	1:18.072	44.804	144.2	6:20.243							
3	2:53.415	51.467	1:17.419	44.529	145.4	9:13.658							
4	2:53.976	51.171	1:17.941	44.864	144.9	12:07.634							
5	2:53.692	51.517	1:17.750	44.425	145.2	15:01.326							
6	3:08.988 B	51.467	1:17.850	59.671	133.4	18:10.314							
7	4:41.008	2:36.761	1:18.678	45.569	89.7	22:51.322							
8	2:53.485	50.761	1:17.941	44.783	145.3	25:44.807							
9	2:53.225	50.572	1:17.966	44.687	145.6	28:38.032							
10	2:53.379	50.759	1:17.909	44.711	145.4	31:31.411							
64 Eric TREMOULET FRA VICTEAM													
1	4:18.943	1:42.681	1:43.478	52.784	97.4	4:18.943							
2	2:54.702	52.575	1:17.941	44.186	144.3	7:13.645							
3	2:49.916	50.144	1:16.407	43.365	148.4	10:03.561							
4	2:49.573	49.516	1:16.506	43.551	148.7	12:53.134							
5	2:49.235	49.298	1:16.476	43.461	149.0	15:42.369							
6	2:50.646	49.176	1:18.190	43.280	147.8	18:33.015							
7	2:49.096	48.883	1:16.949	43.264	149.1	21:22.111							
8	2:49.446	49.322	1:16.471	43.653	148.8	24:11.557							
9	3:04.681	49.104	1:21.298	54.279	136.5	27:16.238							



CLIO CUP FRANCE SPA EURO RACE 2014 COLLECTIVE TESTS 2

Analysis

■ Personal Best
 ■ Session Best
 B Crossing the finish line in pit lane

Lap	Time	Sector 1	Sector 2	Sector 3	Kph	Elapsed	Lap	Time	Sector 1	Sector 2	Sector 3	Kph	Elapsed
1	4:31.223	2:01.066	1:37.662	52.495	93.0	4:31.223							
2	2:48.881	49.347	1:16.276	43.258	149.3	7:20.104							
3	2:49.484	50.470	1:16.044	42.970	148.8	10:09.588							
4	2:47.610	48.998	1:15.540	43.072	150.4	12:57.198							
5	2:47.701	48.451	1:15.803	43.447	150.4	15:44.899							
6	2:47.662	48.377	1:15.883	43.402	150.4	18:32.561							
7	2:48.376	48.793	1:16.271	43.312	149.7	21:20.937							
8	3:22.902 B	53.429	1:26.389	1:03.084	124.3	24:43.839							

65 Patrick PERRIN		FRA					
CARMINE							
1	4:22.616	1:48.538	1:40.195	53.883	96.0	4:22.616	
2	2:54.779	50.848	1:17.676	46.255	144.3	7:17.395	
3	2:56.880	53.254	1:18.818	44.808	142.5	10:14.275	
4	2:52.478	50.319	1:17.774	44.385	146.2	13:06.753	
5	2:53.474	50.382	1:18.217	44.875	145.3	16:00.227	
6	3:05.699 B	49.997	1:18.032	57.670	135.8	19:05.926	
7	4:39.185	2:26.382	1:26.616	46.187	90.3	23:45.111	
8	3:08.901 B	50.402	1:19.125	59.374	133.5	26:54.012	

69 Jérémy CURTY		FRA					
CARMINE							
1	4:21.081	1:46.949	1:40.983	53.149	96.6	4:21.081	
2	2:55.790	51.418	1:17.558	46.814	143.4	7:16.871	
3	2:52.468	51.488	1:16.682	44.298	146.2	10:09.339	
4	2:52.460	52.121	1:16.558	43.781	146.2	13:01.799	
5	2:49.741	50.108	1:16.475	43.158	148.5	15:51.540	
6	2:51.050	50.408	1:16.629	44.013	147.4	18:42.590	
7	3:05.158 B	51.629	1:20.732	52.797	136.2	21:47.748	
8	3:43.555	1:39.303	1:19.804	44.448	112.8	25:31.303	
9	2:51.406	50.037	1:16.785	44.584	147.1	28:22.709	
10	3:02.110	50.206	1:26.114	45.790	138.5	31:24.819	

95 Olivier JOUFFRET		FRA					
VICTEAM							
1	4:24.112	1:51.251	1:39.562	53.299	95.5	4:24.112	
2	2:53.641	50.656	1:17.910	45.075	145.2	7:17.753	
3	2:52.324	52.496	1:16.003	43.825	146.3	10:10.077	
4	2:50.059	48.922	1:17.950	43.187	148.3	13:00.136	
5	2:48.517	49.138	1:15.866	43.513	149.6	15:48.653	
6	2:48.450	48.669	1:16.394	43.387	149.7	18:37.103	
7	3:33.061 B	1:04.251	1:29.447	59.363	118.3	22:10.164	

99 Jean-Laurent NAVARRO		FRA					
MOTORSPORT DÉVELOPPEMENT							
1	4:12.140	1:41.076	1:38.179	52.885	100.0	4:12.140	
2	2:57.988	51.878	1:20.982	45.128	141.7	7:10.128	
3	2:52.701	51.665	1:17.144	43.892	146.0	10:02.829	
4	2:51.448	50.345	1:17.283	43.820	147.1	12:54.277	
5	2:50.922	49.493	1:16.825	44.604	147.5	15:45.199	
6	2:50.091	49.704	1:16.474	43.913	148.2	18:35.290	
7	2:50.764	49.667	1:17.214	43.883	147.7	21:26.054	
8	2:51.973	49.878	1:17.640	44.455	146.6	24:18.027	
9	3:16.349	55.305	1:32.448	48.596	128.4	27:34.376	
10	2:52.312	49.938	1:18.017	44.357	146.3	30:26.688	